

Agribusiness

The State of São Paulo has the largest and most modern agribusiness system in the country and one of the most impressive in the world. With a tropical climate, fertile soil and abundant water, it has 7.9 million hectares of land intended for agribusiness, which represents 32% of its total territory of 24.8 million hectares (IBGE – 2011). With competitive conditions for the sector, it accounts for 22% (US\$ 21.9 billion) of total exports from Brazilian agribusiness, according to 2011 figures from the Institute of Agricultural Economics (IEA).

As the largest producer of sugar cane ethanol, the countryside of São Paulo also accounts for 60% of the entire production of orange juice in the world, in addition to having a strong presence in sugar production (304 million tons/year) and beef, with US\$ 2 billion in exports. (IEA – 2012).

Agribusiness encompasses a wide range of activities, from basic agricultural products to research applied to biotechnology.

There are several industrial segments that work with food and non-food agricultural and livestock raw materials (wiring and shoes, for example) and suppliers of inputs (fertilizers, tractors, agricultural machinery, pesticides, etc.).

This diversity becomes more pronounced on the state's economy due to the degree of sophistication of its productive structure and its base of scientific and technological research.

It is worth mentioning, in the State economy, the industrialized products (manufactured and semi-manufactured), which account for 81% of exports in the agribusiness sector, with US\$ 17.7 billion (IEA – 2012).






Among the main products exported are: sugar cane and saccharide (US\$ 9.2 billion), bovid-cattle (US\$ 2.6 billion), fruit (US\$ 2.3 billion), forest products (US\$ 2 billion), coffee and stimulants (US\$ 0.9 billion) – (IEA – 2012).

**Gross value added production of agriculture in the State of São Paulo
(in US\$ thousands)**

Products	São Paulo	Brazil	Part. %
Agricultural products	19,519,809	113,162,370	17.25%
Groundnut (in shell)	190,292	225,094	84.54%
Lemon	192,405	283,631	67.84%
Orange	1,523,138	2,356,836	64.63%
Caqui	64,598	108,659	59.45%
Rubber (coagulated latex)	256,254	441,546	58.04%
From-India tea (green leaf)	678	1,205	56.28%
Sugar cane	11,502,839	20,744,111	55.45%
Palm	80,523	173,522	46.41%
Fig	13,529	30,301	44.65%
Animal products	6,163,139	54,044,150	11.40%
Beef	1,658,647	23,881,594	11.33%
Chicken	918,473	12,277,734	13.51%
Eggs (thousand dozen)	1,791,023	7,461,767	24%
Milk (thousand liters)	1,526,096	26,797,462	5.69%
Total	25,682,948	167,206,520	15.36%

Source: Instituto de Economia Agrícola (Institute of Agricultural Economics) (IEA) and IBGE – 2012

Why invest in the Agribusiness in São Paulo?

-  Abundance of fertile land and competitive prices.
-  Favorable climate, freshwater reserves and good topography.
-  Modern infrastructure with roads, airports and ports.
-  Strong presence of various industrial segments in the food industry.
-  High technology and presence of applied research institutes.

Contact us

We would like to invite you to learn more about the reasons that make the State of São Paulo the right choice for your business. Investe São Paulo is always ready to serve you promptly, efficiently and free of charge. Check out how this Investment Promotion Agency can assist your project by visiting our website www.investe.sp.gov.br or contact us by e-mail: investesp@investesp.org.br.

Last update: 13/12/2013